

## Heavy duty push-pull type toggle clamps

for push-pull clamping

### SPECIFICATION

#### Types

- Type **ASD**: Clamping by turning handle counter-clockwise
- Type **ASS**: Clamping by turning handle clockwise

#### Body

Brass: size 70

Steel: from size 160

- forged
- black lacquered

#### Parts in sheet metal

Case-hardened Steel C10

zinc plated, blue passivated

#### Plunger

Steel St 37


zinc plated, blue passivated

#### All moving parts

lubricated with special grease

#### Hand grip

High quality, oil resistant red plastic



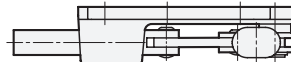
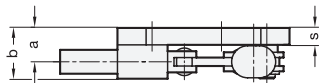
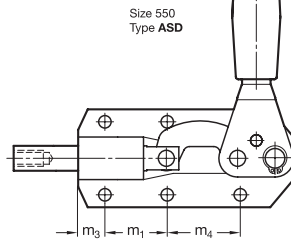
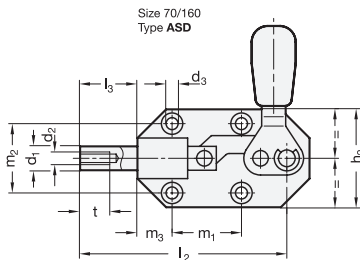
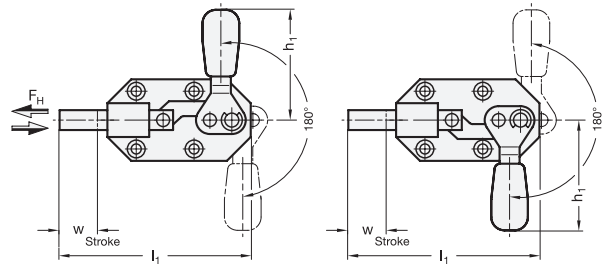
### INFORMATION

GN 844 heavy duty push-pull type toggle clamps are known for their low height in all clamping positions. They can be used for very high holding forces thanks to their massive and sturdy body.

- General information for toggle clamps (see page 1560)

### ACCESSORY

- Spindle assemblies (see page 1623)



Type ASS is mirror image of type ASD

### GN 844

Description	Size	FH in N	a	b	d1	d2	d3	h1 ≈	h2	l1 ≈	l2 ≈	l3 ≈	m1	m2	m3	m4	s	t	w	
GN 844-70-ASD	70	900	12	19,5	8,5	M 6	4,3	49	36	86	77	22	26	26	13	-	6	12	20	162
GN 844-160-ASD	160	1300	15	25	11	M 6	5,5	79	46	117	107	32	36,5	33,5	11,5	-	7	12	30	320
GN 844-550-ASD	550	4500	20	32	14	M 8	7	113	55	165	153	42	35	41	15	41	7	16	42	700
GN 844-70-ASS	70	900	12	19,5	8,5	M 6	4,3	49	36	86	77	22	26	26	13	-	6	12	20	160
GN 844-160-ASS	160	1300	15	25	11	M 6	5,5	79	46	117	107	32	36,5	33,5	11,5	-	7	12	30	350
GN 844-550-ASS	550	4500	20	32	14	M 8	7	113	55	165	153	42	35	41	15	41	7	16	42	700

